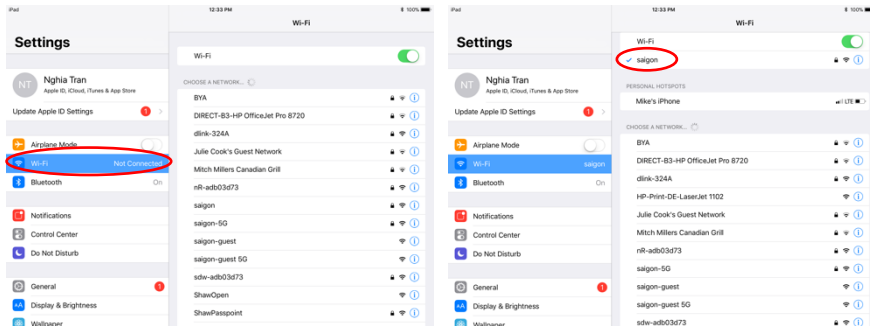
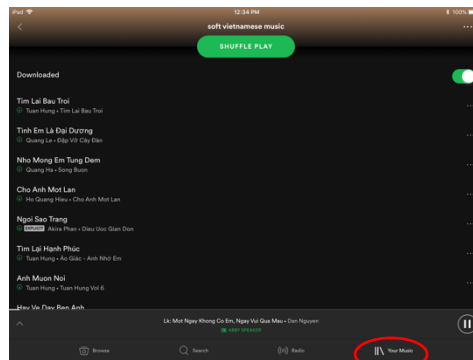


How to connect to Spotify:

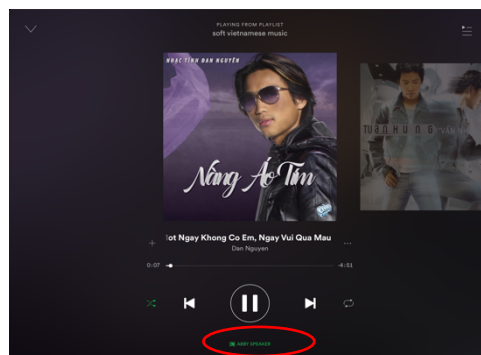
1. **Wi-Fi:** Make sure the iPad/Tablet is connected to the internet. If you do not see the Wi-Fi signals on the top right of the iPad, it is not connected. Follow the step on how to connect to the Internet:
 - a. **Settings:** On the iPad, go to settings. Click on Wi-Fi. Choose the Network that says Saigon.



2. **Spotify:** Open Spotify, go to “Your Music”. Pick A **VIETNAMESE OR FRENCH** playlist.



3. **Song:** After choosing a song, touch right below the pause/play button.



4. **Select a Device:** Select the Google Audio Cast to play the music on the restaurant speakers. (if it does not show another speaker option it could be that you are not connected to the correct Wi-Fi or Google Audio Cast has not been set up.)

